
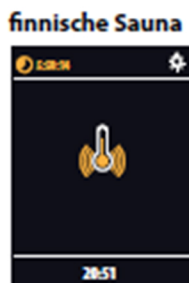


OPERATIONAL MANUAL FOR THE SAUNA

TURNING ON THE SAUNA


Hold down the key  (on the control panel) for a few seconds: the heater and the light in the sauna will turn on; the display will have the following configuration:



The countdown of the set time will appear at the top of the display, whereas the temperature symbol will turn red and start to flash: this means that the heater is in the heating phase.


When the set temperature is reached, the red colour stops flashing and stays on fixed.

TURNING ON THE SAUNA

The sauna ends when the set time has elapsed; you can also turn it off before by pressing the  key.



The heater will remain hot for some time, even after switching the system of.

The light in the sauna will stay on for 30 minutes after the sauna was turned off; however you can turn it off sooner by pressing the  key (on the control panel).

PLEASE SWITCH OFF THE SAUNA MANUALLY AFTER EACH USE.

NEVER HANG CLOTHES OR OTHER OBJECTS IN THE SAUNA TO DRY! FIRE HAZARD!